

Themes & Indicators



Health & Nutrition



Percentage of ANC registered within the first trimester against total ANC registrations

Health



Percentage of institutional deliveries against total reported deliveries

Health



Percentage of low-birth weight babies (less than 2500g)

Health



Percentage of National Quality Assurance Standards (NQAS) certified facilities in Block

Health



Percentage of person screened for Hypertension against targeted population in the Block

Health



Percentage of person screened for Diabetes against targeted population in the Block

Health



Percentage of Tuberculosis (TB) cases treated successfully against TB cases notified a year ago

Health



Percentage of pregnant women taking Supplementary Nutrition under the ICDS programme regularly

Nutrition



Percentage of children from 6 months to 6 years taking Supplementary Nutrition under the ICDS programme regularly

Nutrition



Measurement efficiency of children enrolled at Anganwadi Centres during the reporting month

Nutrition

Health & Nutrition



Percentage of children under 5 years with Severe Acute Malnutrition (SAM)

Nutrition



Percentage of children under 5 years with Moderate Acute Malnutrition (MAM)

Nutrition



Percentage of operational Anganwadis Centres with functional toilets












Nutrition



Percentage of operational Anganwadis Centres with drinking water facilities

Nutrition

Education

| | | |
|---|---|-----------|
|  | Transition Rate - Percentage of boys transitioned from Upper Primary to Secondary level | Education |
|  | Transition Rate - Percentage of girls transitioned from Upper Primary to Secondary level | Education |
|  | Transition Rate - Percentage of boys transitioned from Secondary to Higher Secondary Level | Education |
|  | Transition Rate - Percentage of girls transitioned from Secondary to Higher Secondary Level | Education |
|  | Percentage of elementary schools having PTR less than equal to 30 | Education |
|  | Percentage of schools having adequate no. of girls' toilet facilities against the total number of schools | Education |
|  | Percentage of schools having trained teachers for teaching child with special needs (CwSN) | Education |
|  | Percentage of boys with 60% and above marks in Class X board exam | Education |
|  | Percentage of girls with 60% and above marks in Class X board exam | Education |
|  | Percentage of boys with 60% and above marks in Class XII board exam | Education |
|  | Percentage of girls with 60% and above marks in Class XII board exam | Education |

Agriculture & Allied Service



Percentage of FPOs formed in the block against total sanctioned

Agriculture



Percentage of beneficiaries under PM Kisan with land details and AEPB Seeded against total no. of beneficiaries with land details seeded

Agriculture



Percentage of Soil Health Cards generated against soil sample collection target

Agriculture



Percentage of Bovine Animals Vaccinated (FMD)

Agriculture








Percentage of Ground Water Extraction at Block Level

Agriculture



Social Development

| | | |
|--|--|---------------------|
|  | No. of banking touch points (bank branch/BC/IPPB centre) located in the block | Financial Inclusion |
|  | Percentage of Gram Panchayats with at least 250 beneficiaries digitally certified under PM Digital Saksharata Abhiyaan | Social Development |
|  | Total number of eligible Households (HHs) added to SHGs | Social Development |
|  | Percentage of SHGs that have received Revolving Fund against total SHGs in the block | Social Development |
|  | Vocal for local | Social Development |

Basic Infrastructure



Percentage of Households (HHs) with functional tap water connections (FHTC) against total number of HHs in the block

Drinking Water



Percentage of villages declared open Defecation Free (ODF) plus

Sanitation



Percentage of Gram Panchayats with BharatNet

Basic Infrastructure



Percentage of Gram Panchayats with Live BharatNet connection against total number Gram Panchayats with BharatNet

Basic Infrastructure



Percentage of Households (HHs) constructed under PMAY-G against cumulative target

Basic Infrastructure